



Ties and Rails

Official newsletter of the Crossville Model Railroad Club
and Div. 16, Southeast Region, NMRA

December 2022

(931)210-5050

www.crossvilletrains.org

The Prez. Sez:

Hi everyone! Hope you all had a great Thanksgiving.

The weather has been really good lately, more like early fall. Get out and enjoy it.

We still have room for those that haven't signed up for the Christmas dinner. It will be great fun and excellent food.

We still have no notice on what is going to happen with the Mall and our rent. I talk with Chris, the Mall manager, to see about any news. He will let us know as soon as there is any news.

We have welcomed our two latest

members, Donna and Jim Ling. Their primary scale is "O" and their secondary scale is "G". Say hello to them if you see them.

I would like to remind Club members that are veterans, the NMRA has a program where new members can get free membership for the first year. It is a great organization to belong to if you like trains.

We will start having classes on building and running railroad layouts. I encourage all of you who are not members to join.

There will be no December meeting as that will be our annual Christmas party at Lake Tansi. See you at the party.

CMRC Treats

Submitted by Cyndi Landrigan for CMRC cookbook

In a 9"x9" baking dish, melt 1/2 stick of margarine or butter, making sure the sides are coated. Layer the following ingredients in the dish in the order they are listed.

1c. graham cracker crumbs (press slightly)

1—6 oz. package chocolate chips

1—6 oz. package butterscotch chips

1c. shredded coconut

1c. chopped English walnuts

Drizzle 1 can sweetened condensed milk over the entire pan covering as much as possible. Bake at 350 degrees for 25 minutes. If using a dark glass making dish, reduce oven to 325 degrees. After pan is cool, put into the fridge for approx. 2 hours before cutting into squares.

Dean named grand marshal for Nov. 5 Veterans Parade



Photo submitted
Ret. Col. Roberta Dean served more than 30 years in the U.S. Air Force, learning to fly a variety of aircraft. She will serve as grand marshal of the 2022 Veterans Parade.

Roberta Dean, retired United States Air Force colonel, was selected as the 2022 Veteran's Day Parade grand marshal.

Dean grew up in Oregon surrounded by family and friends with military backgrounds. This military influence prompted her to enlist in the Air Force in late 1975. Dean completed basic training and her career with the Air Force began. She became a helicopter flight engineer and soon applied to and was accepted into the Officers Candidate School program.

Off to college Dean went with Uncle Sam paying the way. She studied hard, made good grades and graduated with her bachelor's degree. Although the USAF footed the bill for her education, Dean's degree did not come without a personal price. In exchange for a world-class education, Dean agreed to give the United States Air Force at least ten years of

dedicated service. Because of her prior enlisted service, she was promoted to first lieutenant upon graduation from OCS.


Being an adventurous soul and being that she was in the Air Force, it was only logical that she learn to fly. Flight training was accomplished at Sheppard Air Force Base in Texas.

It was there that Dean was introduced to the Air Force T-37 jet training aircraft. She loved that aircraft; it was quick, it was nimble and it got the adrenaline pumping.

Once she mastered the flying the T-37, she was given the opportunity to train in the T-38. What a difference! She likened it to stepping out of a Ford Model A and into a Rolls Royce Silver Ghost. Dean found a new love; not just in the aircraft she was flying, but the art of flying, period.

With flight training completed, it was off to Hill Air Force Base in Utah and a squadron of F-16 Fighter jets. When you have a "need for speed," the F-16 certainly fills the bill. Dean was promoted to Major during her time as a F-16 pilot and it appeared that she would retire at that rank. To Dean, this would just not do. A change in career path was in order, so she decided to cross-train to helicopters.

Helicopters may not have the speed that jet aircraft have, but that doesn't mean that they are not just as much fun to fly. Dean learned to fly the UH-1N



The DCC Shed @ CMRC

Paul Falk

Art Landrigan

Welcome to the Shed. Step in, have a seat and chat about DCC with special attention to our new members. Back to basics.

This month we have a guest presenter, Jan Novack, the N scale coordinator.

A couple of weeks ago I worked with a fellow N-scaler who had brought in his own train to run. On the line he wanted to use, I had set up for the week a DCC engine. When he saw it, he decided couldn't run his own. He could run the DCC train following the instructions I had left, but wasn't sure how to switch back to DC.

I told him to start the train and pull into the passing siding which he did. After realigning the turnouts back to the main track setting, the power to the passing siding was cut off, parking it just like a DC train that he was used to.

I then had him throw the toggle switch to the DC setting, and he set up his train to operate and ran it for most of the shift. At the end of the day, we did the settings in reverse, and the DCC train was out and ready for the next day.

His comment was, "that wasn't so

hard". It was fun showing him how track operation between the two settings (DC/DCC) can be similar and it's easy to switch back and forth.

Moral of the story: DCC isn't as scary as one might think

Merry Christmas! Remember, one-on-one training and help is always available. If you experience any unexplained issues with the current DCC installations, HO or N, please document what you have encountered in an E-mail, or a note to Paul or Art. We welcome your interest and comments. Please contact either Art Landrigan (arcy22tn@gmail.com) or Paul Falk (pfalk1@gmail.com) with questions, comments, or ideas.

N Scale News

Jan Novack

N scale's engine inventory is in the best shape it's ever been since I became coordinator (Thank you, Bill). We recently acquired another passenger train (Louisville & Nashville) that I will be running soon.

I have started taking apart the big yard by the wall in preparation for the remodeling of that area. It will have a new, large passenger station area, new passing sidings and a re-designed freight yard. The roundhouse and turntable will be retained, but moved slightly. The goal is to get the prep work done in Dec. so I can start the new track plan in January.

NMRA's Partnership Program



PARTNERSHIP PROGRAM

NMRA members can log in and click on the **Benefits** tab to view the **NMRA Partnership Program**. Please patronize all of our partners for some fantastic discounts as an NMRA member!

Bear Creek Model Railroad, LLC
Building Your Model Railroad
CatzPaw Innovations
Clever Models, LLC
Colorado Model Railroad Museum
CMR Products, LLC
Daylight Sales (Merchandise)
Deepwoods Software
Deluxe Materials
Digikeijs
Dwarvin Enterprises, Ltd
East Coast Circuits
Feight Studios
Gatorfoam
Great Decals!
Green Frog Productions
HobbyWorx Tools & Supplies
Hot Wire Foam Factory
K.I.S.S. Method, Inc.

LaBelle Woodworking Co.
LARC Products
Logic Rail Technologies
MAC Rail
Micro-Mark
Mine Mount Models
miniprints
MinuteMan Scale Models
Model Railroad Benchwork
Model Train Catalogue
Modelers Decals & Paint
Motrak Models
MRC (Model Rectifier Corp)
Nick and Nora Designs
Northlandz
NScale Works by Mike Holly
Old West Scenery
Ram Track
RR-CirKits
Rusty Stumps
Scale Model Plans

Scalecoat Paint
Scenery Solutions
Showcase Miniatures
Team Track Models
The N Scale Architech
The Old Depot Gallery
Tichy Train Group
Touch of the Brush Model Weathering
Train Installations, LLC
Train Show, Inc.
Trainmasters TV/Model Railroad Hobbyist Store
TRAINZ.com
TSG Multimedia
UGEARS
Unreal Details
USA Airbrush Supply/
Badger Airbrush
WiFi Model Railroad, LLC
[**New Partners in RED ***]

June 2022

Partnership Program

The [NMRA Partnership Program](#) is a member benefit that truly has a tangible payback. We've partnered with model railroad manufacturers of all sizes, giving them exposure on our website in return for receiving generous discounts for NMRA members all year long. Some provide members with special codes, others prefer a phone or email order, but all appreciate the additional business from our members. And of course, our members appreciate the extra savings...savings that can actually pay the cost of NMRA membership! Be sure to check back often as new Partners are being added all the time.

Dean—continued from page 2

Huey helicopter, the USAF MH-53, and then the HH-60 is well known as the “Black Hawk” helicopter, but the Air Force designation is referred to as the “Pave Hawk.”

Dean flew missions during Operation Desert Storm, made deployments to Iraq and numerous deployments to Afghanistan. Some operations that Dean flew are still classified.


Dean was eventually promoted to full colonel and assumed command of a detachment of Pave Hawk helicopters. Dean was injured during a helicopter crash in Afghanistan and spent the rest of her career having to “fly” a desk. She retired from the United States Air Force in 2005 after nearly 30 years of honorable, dedicated service to her country.

After retirement, Dean worked for several years in Arizona flying drug interdiction missions. She has traveled extensively to numerous countries throughout the world and criss-crossed the United States. She now calls Crossville home and couldn’t be happier.

Dean remains active in the community and with veteran groups. She enjoys talking with youth groups and relaying her experiences in the Air Force. As their newly elected president, in what little spare time she has, she can be found talking with anyone who will listen at the Model Railroad Exhibit at the Crossville Outlet Mall. Stop in and say “hello.” You will be glad you did.

Strange Railroad Laws

In Virginia, a steam train traveling after dark must be preceded by a man on foot or horseback carrying a lighted red lantern.



Operations

Richard Morris

Given that December gets busy for many folks, we have decided to NOT have a session in December. So, the next operating session will be Monday, January 16th at 1:00 PM.

Everyone is encouraged to come and have a good time running trains. We will have our usual mix of trains, passenger, freight, local, yard and ????. Come and you might be surprised at how much fun you have.

Contact Richard Morris (rmorris52@twlakes.net) if you have questions or want to put in a bid on a particular train.



“I thought / was his best friend!”

G Scale News Ted Polczynski

This is an update on a couple of the items in the “G” scale layout:

The Union Pacific caboose lost it’s back wheels and is in for repairs (shelf).

We have 2 new members, Donna and Jim Ling, who are both “O” primary and “G” secondary scalers.

There have been some recent changes to the controls for the “G” scale Main Line. The controller is set to Maximum Momentum on the TrainPower10 transformer. (See picture below) (Please leave the blue tape on the pot.

The Stratup of Motion of MainLine “G” engines will startup at almost a minute later

on some engines when power is applied with the clicker. This is the new “G” normal.

If you need help, some of the people that understand our new setup are: Ted P., Ann & Jim G., Ron S., Mike D., Vince D., and Bill B.

The Mountain Line & Trolley Line will be changed over to Momentum startup in 2023.

“G” Whiz: Just a reminder of our Power Read Outs:

Gas Station (Red): Voltage on the Mountain Line

Yard Speed (Blue): Voltage on the Main Line

Passenger Platform (Red): Voltage on the Trolley.



Yes, this was a “Green Project. We save you steps from going way in back by the transformers when a train stops for some unknown reason.

Safety Point

It’s always best when working at CMRC to have someone else around in case an accident happens to you.

Marketing Comm. Ralph Watson

Is it beginning to look like another overly commercialized season of Greed? There have been 'Christmas' wares in the stores since August and some of my neighbors are already festooning their house and half the yard with 'decorations'. Bah, HUMBUG. Give me the version in Luke's Gospel.

-----End rant-----

A great thanks to all those who participated in our swap meet from unloading tables to attending to buy, sell and trade to sell-

ing popcorn and drinks. It was a sell out and over 160 people visited during the 2 days, most of them on Saturday.

There were sellers and visitors from as far away as Knoxville, McMinnville, North Georgia and Kentucky. Some great deals were made and some inventory moved.


There were 3 membership applications turned in and, dollar wise, the Club made a little money, so it was a very successful event. We will do it again in the Spring.

One of the sellers was at his first time Train Show. Our train show veteran members showed him pricing and display strategies. Turned out he had some rare 1937 Lionel pieces including his father's locomotive that was tested on the Club layout with Dad watching. With some deep cleaning and a drop of oil, it should be running fine.

Coming up in December, on the 16th and 17th will be our Celebration of Lights from 4 to 6 PM. Members are asked to come out to host for these extended hours. This will overlap the Mall's weekly Saturday event with Santa from 3 to 5 and a movie starting at 5 in the VF suite, hopefully bringing in a big crowd.

As always, more participation in this Committee is greatly needed and encouraged.

SEE YOU IN TANSI ON THE 13TH!



Visitor's Log

Tom Shallcross

November has been a great month with 1,515 visitors, 260 who signed our Guest Registry, representing the states of AK, AL, AR, CA, CO, CT, DC, FL, GA, IA, ID, IL, IN, KY, LA, MA, MD, MI, MN, MO, MS, NC, NY, OH, PA, SC, TN, TX, VA, WA and WI as well as the countries of Canada, China, Russia, and Spain.

Some public comments are:

A Tennessee visitor said, "This place never gets old".

A California family said, "So great! Thanks for letting us in on Monday!"

A visitor from Canada said, "Wonderful and donated an Ontario Northland boxcar."

A family from Ohio said, "Love this educational and fun place!"

A family from Deer Lodge said, "Georgia enjoyed seeing the trains on her birthday".

A couple from Ohio said, "Been coming for a long time. Everyone is so welcoming and a pleasure to talk to. Thanks!"

A family from China said. "Will come back again. Love them. We had a great time"

A visitor from South Carolina said, "A-OK!" and is a member of the National Capitol Trolley Museum in Wheaton, MD.

Marketing Comm. Ralph Watson

Special Announcement

In 2023, CMRC is making plans to hold a series of weekly hands-on clinics, titled 'Build a Layout in Six Weeks'.

Each Saturday we will tackle a new area working from track planning, bench work construction, laying track, making scenery, wiring and running trains.

If you are interested in participating in this project as a teacher or a student, contact Ralph at crossvilletrains@gmail.com or (931) 248-4263.




"Remember when I said that one of these days you would put one too many trains on that attic layout of yours . . . ?"

The Chocolate Train!

A train made entirely of chocolate has set a new Guinness World Record as the longest chocolate structure in the world. The sculpture, on display at the busy Brussels South station, is 112-feet (34.05 meters) long and weighs over 2,755 pounds (1250 kilos). Maltese chocolate artist Andrew Farrugia spent over 700 hours constructing the masterpiece. He said he came up with the idea of the train last year after visiting the Belgian Chocolate Festival in Bruges: "I had this idea for a while, and I said what do you think if we do this realization of a long chocolate train, you know, because a train you can make it as long as you like." Actually it was going to be much smaller than it was, but I kept on adding another wagon, and another wagon, and it's the size it is today." Farrugia had previously built a smaller train of 12 feet for an event in Malta, which he said gave him insight about how to build this much larger version. There are two parts to the train. The first seven wagons are modeled after the new Belgian trains, and the rest of the train is modeled after the old train wagons, including a wagon with a bar and restaurant on board. Three days before the event, Farrugia transported the chocolate train by truck in 25 wooden boxes from Malta to Belgium. Farrugia said the train incurred considerable damage during the drive and several of the train's walls had completely collapsed. Luckily, with hard work and little sleep, the chocolate artist was able to fix all the damages before presenting the train to the public on Monday. After measuring the length of the train and confirming no material other than chocolate was used, officials from the

Guinness Book of World Records added a new category to the collection of world records and declared the train to be the longest chocolate structure in the world !!!

Art's Train Contributed by Bobbi Dean







S. T. E. A. M.

S. T. E. A. M. night at North Cumberland Elementary School was November 18th. SEAM stands for Science, Technology, Engineering, Arts, and Mathematics. The focus for this event was land transportation and the many elements associated with it.

We met at the school at 4:00 PM with everyone helping to get everything unloaded and into the school. The open house was from 5:00 to 7:30 PM. There weren't as many people attending as we expected but it was cold outside.

We would like to thank Russ Childs for letting us use his diorama of the Promontory.

Thanks to Lee and Sam who presented steam engines in different eras, also a circus car and passenger car. Lee also passed out stickers. Bruce built a small table just for the event (which is now in the museum area). He

had 2 trains on separate tracks that light up as the train went by. He also brought the question board, which was a hit. Jim brought different train cars with a description of what product they carried. Even the adults learned some things.

Ralph hauled he traveling layout and, because Russ couldn't make it, Ralph pitched in at the last minute and talked about the Promontory Point with Russ's diorama.



Terry ran the N scale layout and Mike Durnwald brought the Steam Inspection Car from the Museum. He also passed out stickers in their room.



AROUND THE CURVE

LICKETY-SPLIT

BEAUTIFUL TRAIN

WASN'T IT?

Burma Shave