



Ties and Rails

Official newsletter of the Crossville Model Railroad Club
and Div. 16, Southeast Region, NMRA

July 2022

(931)210-5050

www.crossvilletrains.org

The Prez. Sez:

Hi, all! Welcome to summer in Tennessee which seems to have started in the spring.

We are still working with the 501c3 transition. It is a time consuming effort. We are in talks with Owen Maddox who is a Tennessee licensed attorney. I am expecting a call from him in the near future.

WE still need more volunteers for the upcoming picnic. Sign up on the list on the back wall board.

We had a good turnout from the Nashville train fans. A lot of members came in to help. Thank you.

Wanted: A Corkscrew

James J. Hill, at one of the Conservation Congress banquets in St. Paul, told this railroad story:

"When sleeping cars first came in," he said, "the bedclothes in the berths were very scanty. On one of these early cars, one night, after everybody had turned in and the lights were low, a loud voice called from the upper berth:

'Porter, got a corkscrew?'

The porter came hurrying down the aisle. 'Boss,' he said, in a scandalized tone, 'we don't allow no drinkin' in the berths. It's against the rules.'

'Oh, it ain't that, porter,' the voice answered. 'I just want to dig out a pillow that's sort of worked its way into my ear.'"

CMRC Treats

Peanut Butter Cookies

1/2 c. butter 1/2 c. peanut butter

3/4 c. sugar 2c. Flour

1 egg 1/4 tsp. salt

1/2 tsp. baking powder

1 tsp. Watkins Pure Cinnamon

Mix together butter and peanut butter. Add sugar and egg; beat well. Add remaining ingredients and mix well. Form into small balls and bake on ungreased cookie sheet. Press top of cookies with fork to form criss-cross design. Bake at 350 degrees for 15 minutes. Makes about 4 dozen.

Submitted by Bill and Lu Bullard for CMRC cookbook

If you have something you wish to put in the newsletter, contact Tom Shallcross at chipmonk4@comcast.net

HO Scale News - Paul Falk

Recently we had a situation there no locomotive would operate on the Norfolk & Western line. This held true for both DC and DCC. Following further testing, it was discovered that we had a bad PM42 (the device that acts as a circuit breaker). After replacing the PM42, everything returned to normal.

There have been some concerns regarding the batteries used in the hand held throttles not having a full charge when used.

We have changed the charging system so the charger is on all the time.

If you have a concern about not having a fully functional battery to use when you want to use the DCC and you will be using either a UT4 or a DT402, it is suggested that you can bring a 9 volt battery from home. It should last for quite a while as the current draw is minimal.

Did You Know

That during the month of June, 2022 we had visitors from AL, AZ, CA, CO, FL, GA, IL, IN, KY, LA, MD, MI, MN, MO, MS, NE, NJ, NY, OH, PA, SC, TN, TX. VA and VT. We also had visitors from Canada, Mexico, Norway, South Africa, France and Sri Lanka

We had 1,181 visitors, 282 of which signed the guest registry.

Please encourage our visitors to sign the registry so we can get a good idea as to where our visitors come from and how they found out about us.

Tomorrow it's your turn to pass along a random act of kindness.

N Scale News - Jan Novack

We are making progress on the Tortoise installation. Five of the planned six tortoises are mounted. One, at the stub siding by the town, is wired and complete.


A reminder: If an engine is changed from the ones I put out for the week, leave a note with the reason for the change. I recently found one engine sitting on a repair form that was not filled out. A second engine was on a note that said the engine was lying on the table, don't know why. The third engine was running on the mountain line, different from the one I put out. No explanation for the change.

I tested all engines, and they worked fine. I need to know why changes were made or backup engines were put out so I know if there was a problem that needs fixing.



"Actually, I found that modeling O-gauge came rather natural to me . . ."

Someone is speaking well of you at this very moment.



The DCC Shed @ CMRC

Paul Falk

Art Landrigan

Come on in and welcome to the first (of 3) articles designed to be of assistance to many of our newer members over the past year or so, many of whom have expressed an interest in the 'DCC World', but have little or new experience, in some of the need-to-know 'basics'. We will attempt to begin with a general understanding of terms, their meanings/capabilities, and progress to a wider understanding of use, etc. in future articles in upcoming months.

First of all, what does DCC mean: It is an acronym for 'digital command control', meaning the use of digital messages sent through the rails to a specifically controlled DCC locomotive and its embedded decoder (usually identified by its Cab Number (Address)) to perform certain functions: direction/speed/lighting/sounds (*if do equipped), and others. By sending these messages to a specific locomotive, this feature allows multiple locomotives to be controlled on the same rails at the same time without interfering with each other, in contrast to 'DC' operation, where all locomotives on the same track are operated in the same direction and speed based on the voltage which is applied to the rails from the DC Power Pack by adjusting the rheostat (speed control) on the face of the Power Pack. While the methods employed are much more complex than described here, this is the basis for DCC vs. DC operation.

Other terms important to the purchase of a locomotive in the DCC world are: DCC On-Board, DCC Ready, DCC Capable and DCC/SND. These terms are normally printed on the locomotive box and enclosed

paperwork. While the differences may appear to be simple to the purchaser when he/she buys a new locomotive, what does the purchaser do when buying a previously owned loco without a box or manual to describe the capabilities, hence the importance of understanding these terms, not only for pricing levels, but for operations as well. We will delve into methods for attempting to identify locos, decoders, and manufacturers in future articles.

General descriptions are as follows:

'DCC On-Board', or often just 'DCC'. This means that the loco has been assembled with a DCC Decoder installed, and is ready to be used with a DCC Command Station from any certified DCC Manufacturer compliant with NMRA Standards,

'DCC Ready'. This term is used to identify a loco which does NOT have a decoder installed, but has been equipped with a decoder socket (8, 9, or 21 pin) for the user to insert an available decoder purchased separately.

'DCC Capable'. Used to describe a locomotive which can be converted to DCC, but without a factory installed socket, requiring the installation of a decoder to be hardwired/soldered prior to use.

'DCC/SND'. Fully ready for use with the additional features of Sound in addition to those found in the typical 'non-sound' decoder.

NOTE 1: It should be noted here, that a new DCC locomotive is shipped from all manufacturers with an address of '03'. The same applies to a newly purchased decoder for self installation.

There are other factors from Manufacturers which also indicate the DCC Status of the loco. For example 'Atlas' has several series of locos in both HO

From MR Magazine web page:

British manufacturer Peco (Pritchard Patent Product Co.) recently announced a new line of track and accessories for TT scale (1:120 proportion). A press release from the manufacturer stated, "Peco's launch of this once-loved scale has come through a surge in demand from collectors as well as a personal passion of its Managing Director, Ben Arnold, who comments, "I've always wanted us to offer a true 1:120/2.54mm scale 12mm gauge track and accessories, to fill this gap in the market and bring back the true-to-scale format. As we have our own U.K.-based manufacturing operation, we are able to do this to the highest standards that we require and within a relatively short space of time."

Initial offerings in Peco's TT scale line will include flextrack, medium-radius turnouts, a signal box kit, Great Western Railway prototype country station and goods shed kits, platform kits, and buffer shops. Future releases are scheduled to include additional lineside components, accessories, and rolling stock.

For the latest updates on Peco's TT scale releases, visit peco-uk.com.

Submitted by Ralph Watson

HO Signals

Tom Shallcross

Due to some personal problems, I have been unable to work on the installation of the new signals on the Tennessee Central and Southern railroads.

Hopefully that will change in the next week so that we can finish the project and get the replacement of the damaged signals project underway.



"I'm afraid our utility budget can no longer handle both the layout and the clothes dryer. How much rope will you need for a clothesline?"

Picnic Reminder

Our 17th annual Club Picnic will be held on Monday, August 8th beginning at 5 PM and we will eat at 5:30. It will be at the Grogitsky home, 5841 Taylors Chapel Road, Crossville.

You need to sign up on the sheet on the bulletin board and let us know what dish you are bringing (it should serve 8-10 people) and include a serving utensil. You must also bring your own drinks and lawn chairs. Hamburgers, hot dogs, buns and plates & forks are provided by your Club.

If you have any questions, call Pat at 1-937-533-0897 or Ann at 337-4831. We would like to know if you are coming by August 2.

We hope all our new members for '22 can come. This is an excellent time to get to meet your fellow members and their wives. So far we have 8 new members this year: Stan Bank, Phil Buck, Stephen Pacheco, Albert Scala, Jeffrey Self, Marcus Simms, Kenneth Walsh and John Linton.

cont. from page 3 & N scales: 'Gold Series' (DCC/SND), 'Silver Series' (DCC Ready), while others manufacture only one type of locomotive Broadway Limited (BLI) (DCC/SND), and others which manufacture a host of various combinations (Walthers, Scale Trains, Athearn, KATO (now offering a host of options in DCC and decoder combinations in the past 2-3 years, previously only offering DCC in their custom KOBO offerings.))

NOTE 2: It is also noted here that while the common decoders of 5-15 years ago were primarily 8 or 9 pin decoders, the expansion into the 21 pin decoder world of ESU Loksound is expanding rapidly. We recently noticed a large uptick of the recently offered Atlas, Kato and Walthers' locos, as well as in the Scale Trains line. The reason this is important here is that this brand of decoder requires special tools for complete programming capability. In our next article we will explore several areas of programming capabilities, as well as unique methods available to assist the new DCC user in getting up to speed.

Remember, one on one training and help is always available. If you have any questions on the information contained in this article, please feel free to contact either Art Landrigan at arcy22tn@gmail.com or Paul Falk at pfalk1@gmail.com , and stay tuned for next month's continuation of how to determine what you have, and what tools are available to help.

Did You Know

Old Chinese Proverb

Nothing in the world is more dangerous than sincere ignorance.

Marketing Committee

Ralph Watson

Marketing is a tool for getting the word out about a company's products. Among the methods of accomplishing that goal are advertising, publicity, networking, socialization, and good old word of mouth. All of these should be planned and coordinated to be concise and consistent across all the public's views.

In order to perform these functions, there should be multiple sources of ideas from within an organization, and external sources, each being evaluated and revised to conform to the needs of the enterprise. However, at this time the Marketing 'Committee' consists of one individual who would appreciate some assistance from the membership.

Two of the many quotes related to marketing/advertising:

Stopping advertising to save money is like stopping your watch to save time.

Doing business without advertising is like winking at a girl in the dark. You know what you are doing, but nobody else does.

There are some ideas in the hopper, we need more and better, with the muscle and brains to get them moving.

There will be a meeting opportunity at 10:00 AM on Friday, July 8 in the suite. Hope to see many of you there.

Ralph Watson


Lionel Operating Train Society

Annual Convention

July 10 - 17, 2022

2022 13th Annual Madison Model Train Show

TRAIN LAYOUTS | FOOD | DOOR PRIZES
(must be present to win)



CDC guidelines apply on show days – Masks may be required.

Friday July 15th, 2022

2:00 pm – 6:00 pm

Saturday July 16th, 2022

9:00 am – 3:00 pm

Adults \$7.00 | Kids \$4.00 | Under 4 Free

*Please bring at least 1 non-perishable food item per family
to donate to the Christian Cooperative Ministries*

CITY ROAD UNITED METHODIST CHURCH

701 Gallatin Pike, Madison, TN 37115

Across From Madison Square

For show information, or to be a vendor, please contact:

NATHAN BAKER

615-612-3324 or nathanbaker@comcast.net

He's bbbbaaaaaaacccckkkk!




Submitted by Art Landrigan

**Check out
6,000 train books.**

Or 100,000 train photos. Or 50,000 train magazines. In fact, there are a lot of things you should be checking out at the National Model Railroad Association's Kalmbach Memorial Library. You'll find everything from prototype railroad periodicals to vintage model kit instructions.

As an NMRA member, you have easy access to everything – it's all just a phone call, letter, or email away. Our staff will even help you do research about virtually any train topic, whether it's model or prototype.

Visit one of the world's largest train libraries at www.nmra.org. You'll find that the NMRA has a lot to offer modelers. Check it all out!



We make it even more fun.
www.nmra.org
423-892-2846

Operations

Richard Morris

We will have an Operating Session at the Club on Monday, August 1st.

All the normal trains will be running. We will try to get our passenger trains to stay together and get around the layout without uncoupling or derailling.

I will work on them during my next shift.

I am still thinking about a timetable so we can space out our trains and arrange meets and such. No promises that one will be ready by the session.

TCA visits CMRC

On June 29, the Crossville Model Railroad Club was thoroughly prepared and decorated for Independence Day in red, white and blue to receive visitors who had traveled from Nashville.

As part of its National Convention and Train Show, the Train Collectors Association offered tours of many railroad related sites in Tennessee and Kentucky.

Thirty three conventioners and guests chose to spend all day on a bus to come to Crossville and visit the CMRC in the Crossville Outlet Center. They were not disappointed. Judging from the smiles and multiple photos and conversations with members, all appeared to be having a great time.

Special trains were running with the Fourth of July theme. The 'O' scale layout featured 2 trains of 25 cars each. Locomotives were models of the 1776 patriotic themed diesel and there were boxcars for each of the 50 states. The cars were lined up in order of the States joining the Union from Delaware to Hawaii. Since the visitors were from all parts of the USA (VT, FL, TX, MO, IL, MI, CA, KS, KY, NJ and WA), there were some searching to find their car.

Another track on the layout featured cars saluting each of the Armed Forces.

The 'HO' scale layout had a variety of steam and diesel models running including the full consist of the Southern Pacific Coast Daylight train pulled by the iconic GS4 #4449, which pulled the Bi-Centennial Freedom Train in 1976.

After enjoying lunch served at Cheesecakes and More, the travelers were back on the bus headed for Fiddler's Grove Historic Village in Lebanon,


then back to Nashville.

The Crossville Model Railroad Club and Upper Cumberland Railway Society are located in the Crossville Outlet Center on Interstate Drive, parking area D, suite 109. Hours are Tuesday to Sunday, 12-4 PM (open at 11 on Sat.). Admission is free.

931-210-5050 www.crossvilletrains.org and on Facebook [Crossville Model Railroad Club presents the Wonderful World of Trains.](#)

Ralph Watson

Editors note: On Thursday, June 30, we had two couples stop in because they heard from their fellow conventioners about the display and decided to drive down to see it.



"I thought / was his best friend!"