



Ties and Rails

Official newsletter of the Crossville Model Railroad Club
and Div. 16, Southeast Region, NMRA

May 2022

(931)210-5050

www.crossvilletrains.org

The Prez. Sez:

Welcome to Spring. Oh, wait, it's been in the 70's, then down in the 30's. This is Alaska weather. What's going on?

I moved, as many of you did, to get away from the cold weather. Hopefully the trend starts to go back to spring.

The transition to UCRS from the CMRC is currently on hold due to not having anyone to fill some of the Board of Directors positions under UCRS. I personally think we need to wait until our status at the Mall is made clear. So, if any members have any comments on what they feel, please let the Board of Directors know.

Anyway, I digress. It has been an honor to serve on the Board of Directors and the Club is not gone yet, so we all need to stick with each other until we have an official notice about the Mall.

Long Live The Fighters!

Roberta

HO Meeting—Ops Session

We will be having our next HO meeting on Monday, May 2, 2022 at 2:00 pm. This will be followed by an Operating Session at roughly 2:30 pm.

We will have our normal mix of passenger, through and local freights and yard crews.

Contact Richard Morris if you want to get an early bid in on a particular job.

Come join us!

April Visitors

During the month of April, we had 1,092 visitors, 217 of which signed our guest registry.

These guests came from AL, CA, CO, DE, FL, GA, IL, IN, KY, LA, MA, MD, ME, MI, MN, MO, MS, NC, NE, NJ, NV, NY, OH, PA, SC, TN, TX, UT, VA, WI and WV.

We also had visitors from Alberta and Manitoba in Canada as well as Guam, Poland and Puerto Rico.

Ties and Rails

Don Shires, a current HO member of the Club residing in Florida, submitted these pictures showing some of his recent modeling efforts.


Beautiful work, Don!




N Scale News - Jan Novack

With the new industrial yard pretty much done, we've started work to install six new tortoise machines on the main and freight lines. Two of the turnouts, upon removal for drilling and wiring measurements, were damaged so new ones had to be purchased.

We also acquired a new Union Pacific F7 A/B unit to pull the UP passenger cars we have. That now gives us three passenger sets to operate - Amtrak, B&O and the UP.





The DCC Shed @ CMRC

Paul Falk

Art Landrigan

Some updates this month.

First the DCC++ Command d-i-y station work is continuing and will, hopefully, have some good results for next month. More to come as the parts arrive (hopefully soon).

Second, some interesting news from TCS. TCS, long a manufacturer of high quality DCC Decoders, is rapidly moving to add command stations to its offerings. Notably is its compatibility with using other devices from others like Digitrax & NCE. Look to their web sites for more info <https://tcsdcc.com/commandstation>. Lots to see there.

Many are using Engine Driver on their android based devices. Some new features in the latest release. Engine Driver version 2.31.139 includes:

- ‘In Device’ loco sounds (first two throttles only).
- Support longer text on Route buttons.
- Improvements when switching layouts in the preference screens
- ‘Limit Speed’ and ‘Pause’ added to the Horizontal Layouts

- Show roster lists from unknown servers.

Some of these are pretty technical but the first one is really a new feature. Now you can have sound without a sound decoder in your loco. The sounds come from your phone or tablet. There are four steam loco sound choices and three diesel choices, plus bell and whistle/horn options. After selecting the loco, press the white cab number and there will be a button labeled Loco Sounds. Try it.

The preference options in Engine Driver continue to expand as well. Choose ‘About’ tab under the three vertical dots menu for more info, or go online <https://enginedriver.mstevetodd.com/>


Remember, one on one training and help is always available. If you experience any unexplained issues with the current DCC installations, HO or N, please document what you have encountered in an email or a note to Paul and/or Art. We welcome your interest and comments. Feel free to contact either Paul Falk (pfalk1@gmail.com) or Art Landrigan (arcy22tn@gmail.com) with question, comments or ideas.

Strange Railroad Laws

It is illegal in Texas to gamble on a train, Texas law also requires one cuspidor for every three parlor-car seats.

Railroad Words to Run By

1. SUPERIOR TRAIN: a noun. This train that has precedence over another by right or class.
2. SWITCH: a noun. An arrangement of rails and frog for routing train movements from one track to another. Also called a turnout.
3. TANK: a noun. Steam locomotive tender
4. TELL TALE: a noun. Device suspended over tracks consisting of ropes, wires or slats to serve as a warning of low clearance.
5. TERMINAL: a noun. End point of a line at which are located passenger and freight stations and service facilities. A freight or passenger station that is central to a considerable area.
6. REAILING TRUCK: a noun. Truck under firebox on steam locomotives; also called engine truck.
7. TRANSFER TABLE: a noun. Track on a bridge-like structure that moves laterally.
8. TURNTABLE: a noun. Track on a bridge-like structure pivoting on a central point to serve multiple radial tracks.
9. UNIT TRAIN: a noun. Train dedicated to the haulage of a specific commodity, normally between specific end points.
10. VALVE GEAR: a noun. System of rods, cranks and levers used on steam locos to control valves in steam chest.
11. VAN: a noun. Canadian term for caboose.
12. VANDERBILT TENDER: a noun. Tender with cylindrical water tank under a rectangular fuel bunker.
13. VARNISH: a noun. Passenger cars.
14. WALK THE DOG: a verb. To run a freight train at high speeds. (Slang)
15. WASHOUT: a noun. Signal for a train to stop made by violent swinging of the arms horizontally.
16. WHYTE CLASSIFICATION: a noun. System of identifying locomotive types according to sets of leading, driving and trailing wheels.
17. WYE: both noun and verb. As a noun, a triangular-shaped arrangement of tracks used as a junction or for turning rolling stock. As a verb, to turn equipment on a wye.
18. YARD ENGINE: a noun. Engine assigned to a yard and working within yard limits; switch engine.
19. YARD GOAT: a noun. Switch engine.
20. YARD LIMIT: a noun. Posted limit of yard, at which point authority of schedule and train orders resume.



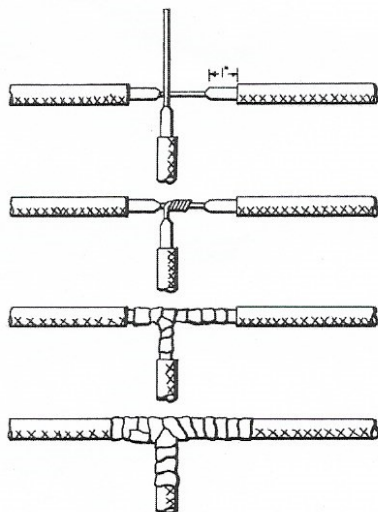
"Can't we have anything without bringing railroads into it?"

N Scale News - Jan Novack

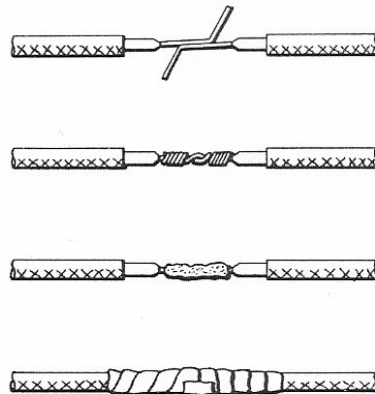
I see N scale is preparing to pour concrete around their new passenger station.

Seriously though, they are pouring concrete around the new Buc-ees which is slated to open within the next couple of months.

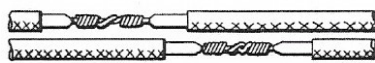
All kinds of good progress.



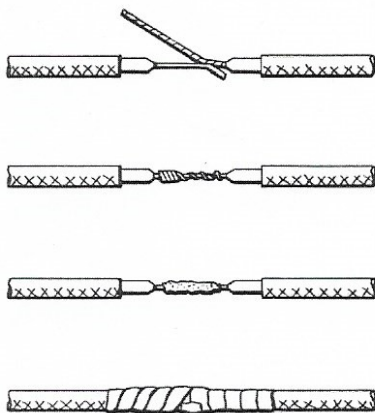
TAP OFF JOINTS




SPLICING WIRE LIKE TO LIKE



LOCATION OF JOINTS- PARALLEL WIRES



SPLICING STRANDED WIRE TO SOLID WIRE



SPLICING FOR COPPER AND COPPER CLAD WIRE

Joints

I have encountered numerous questions over the past few years regarding the splicing of various types of wires and the best way to do it.


I came across this diagram in some old material that I have acquired and thought it may answer some of these questions.

Remember, it is always best to solder these joints and cover the splice with some type of insulating material (electrical tape or shrink tubing) to avoid potential short circuits.

Editor

2022 13th Annual Madison Model Train Show

TRAIN LAYOUTS | FOOD | DOOR PRIZES
(must be present to win)



CDC guidelines apply on show days – Masks may be required.

Friday July 15th, 2022

2:00 pm – 6:00 pm

Saturday July 16th, 2022

9:00 am – 3:00 pm

Adults \$7.00 | Kids \$4.00 | Under 4 Free

*Please bring at least 1 non-perishable food item per family
to donate to the Christian Cooperative Ministries*

CITY ROAD UNITED METHODIST CHURCH


701 Gallatin Pike, Madison, TN 37115

Across From Madison Square

For show information, or to be a vendor, please contact:

NATHAN BAKER

615-612-3324 or nathanbaker@comcast.net



HOME OF THE OLDEST
STANDING TRAIN DEPOT IN
TENNESSEE

AND

HARRY T. BURN
AND THE
19TH AMENDMENT



NATIONAL TRAIN DAY AND SHOW APRIL 30 and MAY 1, 2022

Show Contact Information

Lois Preece, Mayor P.O. Box 515 Niota, TN 37826
Phone: 423-506-9413 email: loispreece@tds.net FAX: 423-568-3026

SHOW HOURS:

Friday, April 29th SETUP Saturday 9 a.m. - 5 p.m. Sunday 11 a.m. - 4 p.m.

IF YOU ARE SETTING UP A MODEL RAILROAD DISPLAY

Name of Organization: _____

Contact Name: _____ Phone: _____

Email Address: _____@_____

Type of Display: _____ Size of Display: _____

Will you need Electric: _____ (Please bring extension cords)

Displays will be in either the Depot or the Community Building across the street from the Depot. You will be informed which location prior to the show.

IF YOU ARE SELLING AT THE SHOW

Name of Organization/Business: _____

Contact Name: _____ Phone: _____

Email Address: _____@_____

Vendor Tables \$20. How Many tables do you want to reserve?: _____

Will you need Electric: _____ (Please bring extension cords)

Vendors will be in either the Depot or the Community Building across the street from the Depot. Make checks payable to the City of Niota

Completed Forms can be Mailed, Faxed or Emailed to the contact information above.

DEADLINE FOR REGISTRATION IS FRIDAY, April 22, 2022



RETURN OF THE BIG TRAIN SHOW

Friday - Saturday
June 3-4, 2022

To be held in the ETSU Mini-Dome with more than 64,000 square feet of display space.

Hours

Friday: Noon - 6 p.m.

Saturday: 10 a.m. - 4 p.m.

Admission

\$6 per day


Children under 12 free

FREE Adjacent covered parking garage

Food booths will be open in the Mini-Dome

Lodging available at the Carnegie Hotel right across the street from the ETSU campus.

For information, call Roger Teinert, 423-791-4937, or Gary Emmert, 903-452-5012



Directions:

Coming from the north, south and west, use I-81.

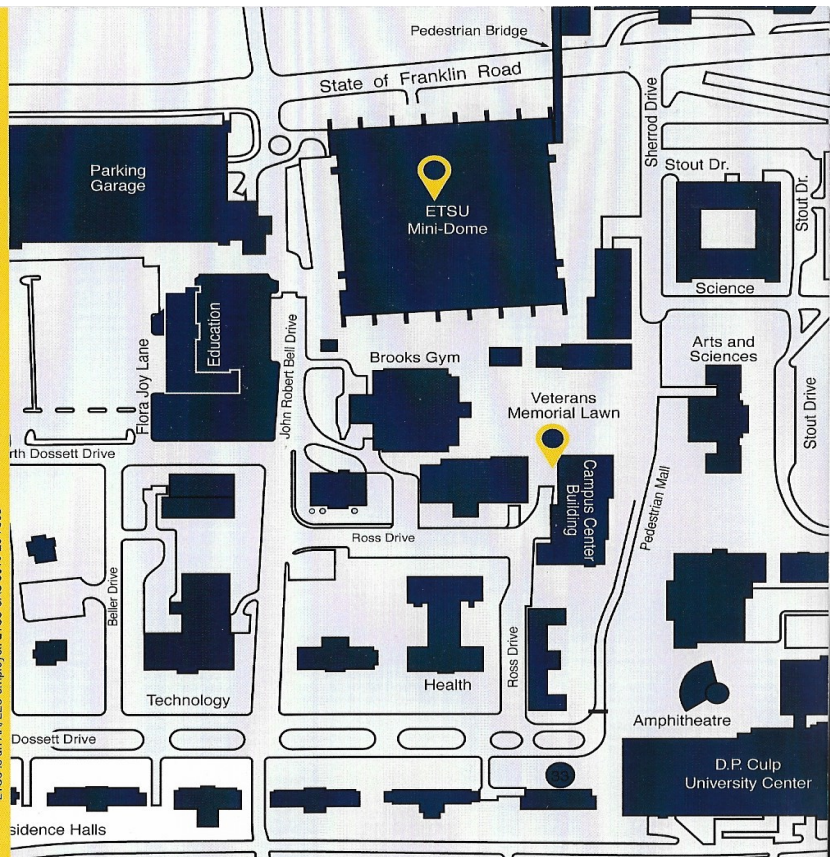
- Take exit 57-A onto I-26 east to Johnson City.
- Take exit 24 onto University Parkway and follow the signs to campus.

Coming from the east, take I-26 from Asheville, N.C.

- Take exit 24 onto University Parkway and follow the signs to campus.
- When you approach State of Franklin Road (McDonald's should be on your right)
- Turn left onto State of Franklin
- Past the Mini-Dome and Parking Garage turn left onto Jack Vest Drive.
- The Parking Garage will be on your left.

The George L. Carter Railroad Museum is located in the Campus Center Building at:

**176 Ross Drive
Johnson City, TN 37614**



ETSU is an AA/EEO employer. ETSU/CAS:0019-207000