



# Ties and Rails

Official newsletter of the Crossville Model Railroad Club  
and Div. 16, Southeast Region, NMRA

September 2021

(931)210-5050

[www.crossvilletrains.org](http://www.crossvilletrains.org)

*The Prez. Sez:*

## IMPORTANT INFORMATION FOR ALL MEMBERS

**As you all know. We have our twentieth anniversary celebration on October 30<sup>th</sup> and 31<sup>st</sup>. This event will likely be a significant fund raiser with the cost to the Club at zero dollars. What the Club needs to invest is manpower and time and I would hope every member would be willing to contribute to this effort.**


**Posters:** There are posters on the counter and we need to have members distribute them to your churches, especially those with day cares associated with the church. Any business you frequent, see if they will allow you to post on their windows.

**Banners:** We have sixteen 3'x6' banners we need to get installed on Tuesday, October 5<sup>th</sup>. The committee has designated the areas where they are needed to be placed. We need manpower on that day at 10am at the mall to organize the distribution plan. Please try and be there. We will take them down on Tuesday, November 2<sup>nd</sup>.

**EXPO Event Assistance Needed:** We will be manning a reception desk to count attendees and monitor the donation box. We will be selling popcorn and soft drinks with every dollar going to the Club. On Sunday, at 2pm, we will be hosting a Halloween Costume Parade. We will need members and their wives to assist with passing out candy to the children. We are doing this because we get the Community Center for free (saving us \$850.+) thanks to John Conor, based on a free event for the kids. The parade is just one of the ways to get them to the event.

**The Direct Cost:** This will be the third time the Miami Valley Modular Railway will be the main attraction. They make the six hour plus drive, pay for their own hotel rooms and meals. All they request is gas reimbursement which, with the higher fuel costs. May be over \$700., to haul down two trailers and private vehicles. They waive their normal set up fees for us saving another \$500+. We need bodies to help set up their layout and tear it down on Sunday, the 31<sup>st</sup>. Set up time has not been determined as yet but the more help we get the easier it is for all of us.

**The EXPO sign up sheet will be on the counter. Even if the positions are filled, we still may need additional help, so please sign up and make a commitment to help. If you have questions, please call me anytime at 937-533-0897 or my email at [pattaylorntn@gmail.com](mailto:pattaylorntn@gmail.com)**



## The DCC Shed @ CMRC

Paul Falk

Art Landrigan

Come on in and get comfortable.

Last month we talked about decoders that seem to have lost their way or have a mind of their own and needed to be reset. We finished by promising an easier way. BLI advertises a device that is “The simple way to program, read and reset DCC addresses.” That device is their model 1020 Address Changer. We talked about it in the January 2021 DCC Shed issue and its programming abilities. It can help with resets, too.

The broad acceptance of DCC has led to a wide array of systems from a number of manufacturers. While the on-board decoders are built to common open functional standards, each manufacturer has taken the opportunity to add different features and levels of sophistication. This leads to differences in programming protocols among different systems. It can be difficult to know what decoder is installed in a locomotive as the manufacturer’s info is found in two CV’s (Configuration Variables). Now remember, we started this conversation last month talking about a decoder that had lost its mind. So the manufacturer detail might also be suspect until after the reset. Of course some decoders never have manufacturer details set.

So suppose we don’t know what decoder is installed? Or why it is being troublesome? What can be done? Enter the BLI Address Changer. It simply needs to be connected to the loco. After plugging in the power, you can clip the leads to the wheels, one on each side. Color code is not important. Or put the

loco in the short track (HO or N) in the wooden box and clip the leads to the track. (**NEVER** connect the Address Changer to live track). To start the reset process, hold down any “SELECT ADDRESS” button and press the “READ TRACK” button. Release both buttons. The display will show a series of dashes. This could take several minutes. The default address of “3” will then be displayed, and the green light near the “Read Track” button will light to indicate the displayed address is that of the locomotive on the track. If the locomotive cannot be reset, the word “NONE” will be displayed. In this case, try cleaning the wheels or pressing the locomotive firmly onto the track to improve the electrical connection and try to reset again. If the locomotive still cannot be reset, it may be damaged or has the locked CV set.

The process takes some time because the Address Changer is trying all the different reset sequences from the popular decoders. Here’s the list from the manual:

BLI CV8=8

DigiTrax CV8=8

LokSound (ESU) CV8=8

SoundTraxx CV8=8; CV30=2

TCS CV8=8; CV30=2

Lenz CV8=33

MRC CV125=1

MRC CV1=3; CV29=6 (Some do not respond to CV125=1)

NCE CV30=2

QSI CV49=128; CV50 = 255; CV56=113

*Cont. on page 3*

This reset technique is by far the easiest to try and is often successful. Helpful Hints. Test operate the loco as cab #3 before adjusting the cab number. The manual is in the wooden box under the HO tower and brief instructions are on the back of the unit.

**WARNING! NEVER connect the Address Changer to**

Remember, one-on-one DCC training is always available, so let us know. We are here to help. If you experience any unexplained issues with the current DCC installations, HO or N, please document what you have encountered in an E-mail, or a note to Paul and Art. We welcome your interest and comments. Feel free to contact either Paul Falk (pfalk1@gmail.com) or Art Landrigan (arcy22tn@gmail.com) with questions, comments or ideas.

## *Did You Know . . . .*

that during the month of September, 2021, we had visitors from AL, AZ, CA, DC, GA, FL, IL, IN, KY, MD, MI, MO, NC, ND, NE, NY, OH, PA, SC, TN, TX, UT, VA, WI and WV. We also had visitors from Chile.

From these states, we had 1,154 visitors, 211 of which signed our Visitor's Log.

Please continue to 'encourage' our visitors to sign our Visitor's Log.

*Editor*

## **Membership**

**John Conor**

As you know, if you were at last month's meeting, one applicant was declined and one other is still awaiting processing as he was going to be out of town for three weeks and couldn't interview. I expect to complete that in the last week of September. I expect the Board to consider his application in October. He is currently an HO model railroader.

Additionally we will have at least one other applicant to consider. He is currently an "O" scaler and is preparing to build his second home layout.


As the deadline for our newsletter approached, this means we may still have others to consider.

As we continue to get the China virus pandemic behind us, it seems that more and more folks are exploring options of what to do with their time.

Please continue to work on cultivating new members into the Model Railroading hobby and our Club.

Thanks to all for this important effort.

*John Conor*



## Autumn Rails 2021

### ALL ABOARD!

#### All Scales Model Railroad Show

[www.fbe-nscale.org/autumn-rails/](http://www.fbe-nscale.org/autumn-rails/)

Friday Oct 1, 12 to 6 pm and Saturday Oct 2, 10 am to 4 pm

WNC Agricultural Center, Expo Building

785 Boylston Hwy. (NC 280), Gate 5

Fletcher, NC 28732

Admission \$6 Adults for both days of the show  
Kids under 12 and scouts in uniform FREE  
Railroading merit badge class starts at 10am Sat

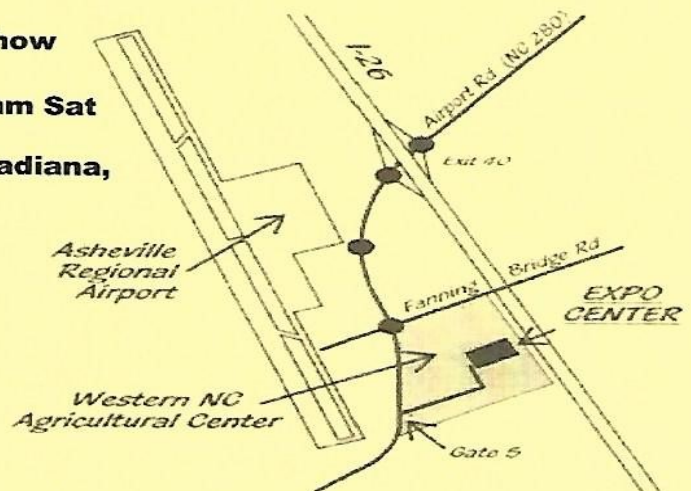
Dozens of new and used model train, railroadiana,  
hobby and toy vendors.

Operating layouts from Z to #1 scales

**FREE PARKING**

**Door Prizes**

Dealer tables \$35 for both days. Contact:  
Ray Baldwin, 327 Running Briar Rd  
Fletcher, NC 28732  
607-727-9694 or [FBEAutumnRails@aol.com](mailto:FBEAutumnRails@aol.com)



Presented by the  
**FRENCH BROAD e'N'pire NTRAK CLUB**



**ALL ABOARD!**  
**THE**  
**PIEDMONT DIVISION**  
**MODEL TRAIN SHOW**  
**2021**



**AT OUR  
NEW  
LOCATION!**

**RESCHEDULED!!**  
**The Clarence Brown Conference Center**

5450 GA Hwy 20 – Cartersville, Georgia  
Easy access from Hwy 41 and 75. Hotel available next door.

**October 2nd & 3rd, 2021**  
**Saturday: 10-5, Sunday: 10-4**

**Six Operating Layouts to Enjoy**  
**150 Tables of Model Trains Dealers**  
**“White Elephant” tables**  
**Raffle Layout**

**Admission is just \$9 per Person**  
**Kids 9 and Under are Free!**  
**FREE PARKING**



**Sponsored by the Piedmont Division  
of the National Model Railroad Association**

**[www.piedmont-div.org](http://www.piedmont-div.org)**

**Save the Date!**  
**Central Railway Museum's**  
**Model Train**  
**Expo 2022**



**Fri – Feb 18<sup>th</sup> 12:00 – 6:00 pm**  
**Sat – Feb 19<sup>th</sup> 9:00 – 3:00 pm**

**Rock Springs Church – Impact Center**  
**207 Rock Springs Road**  
**Easley, South Carolina 29642**

**Admission \$8.00 Adults**  
Under 10 **Free** with adult  
Admission good both days  
**Operating Model Railroads**  
**KidZone with Thomas & Brio**  
**160+ Dealer Tables**



**COMPLETE INFO AT: [WWW.CRMHA.ORG](http://WWW.CRMHA.ORG)**

Contact Eddy Crowe – (334) 435-2220 [elcrowe53@gmail.com](mailto:elcrowe53@gmail.com)

Or Sandy Eustis – (513) 325-8850 [seustis13@gmail.com](mailto:seustis13@gmail.com)

**SAVE THE DATE**  
**NOVEMBER 13, 2021**  
10:00 am to 4:00 pm



- ⊗ **Children's Activities**
- ⊗ **Craft Vendors**
- ⊗ **Model Railroad Club Displays**
- ⊗ **SAM Shortline Shuttle Train Rides**

**CORDELE MAIN STREET**  
**105 E 9th Ave**  
**Cordele, GA 31015**  
**229-276-2902**

## Ops Time Change

The OPS session scheduled for Monday, October 4th has had the time changed to 12:00 noon so we would have sufficient time to set things up.

## Proclamation Presentation

Crossville Mayor Mayberry has agreed to make the proclamation of November 2021 being Crossville Model Railroad Month in conjunction with National Model Railroad month, at the City Council meeting, Tuesday, October 12, 2021 at 6:00pm.


A statement will be made and a wooden plaque will be presented at the meeting.

The press will be there and we should have some Club officers there to accept the honor.

*John Conor*



"You are *silly*, Daddy. They only had the wide stripes until '58. Then they switched to 6" stripes with gothic lettering. I thought *everybody* knew that!"



## HAVE 50 MODEL RAILROADING CLINICS RIGHT IN YOUR LIVING ROOM.

Just because you can't make it to a national convention doesn't mean you have to miss out. Right now the NMRA's Kalmbach Memorial Library has over 50 DVDs of clinics presented at national conventions from 2002 to 2010. Each is available for NMRA members to borrow for the cost of processing and postage.

So you can see clinics on everything from decoders to design, tools to techniques, helixes to highways, and research to resin casting.

All from the comfort of your very own couch.

Visit [www.nmra.org](http://www.nmra.org) and go to the Kalmbach Memorial Library page for a complete listing. Or call the Library at 423-894-8144.



**We make it even more fun.**

Then, get that popcorn ready.

[www.nmra.org](http://www.nmra.org)



## Operations

Richard Morris

WE will have our next operating session on the HO layout on Monday, October 4th, at noon. The session should not run longer than 2 hours, unless you want to run trains longer than that.

Bring a DCC engine or two if you want. We will run the normal mixture of passenger, through and local freights.

Contact Richard Morris if you want to put in a bid in advance for a specific train.

## Marketing Committee

John Conor

The Marketing Committee has 2 requests for members.

First, our anniversary is at the end of this month. There are still flyers on the counter in the suite. Please grab some and get them out anywhere and everywhere you can to promote our event. We need your help on this. Gas stations, stores, barber shops, churches, wherever you can. This event is that important to the Club and we are asking for your help.

Second, the Marketing Committee is down to just 3 persons and we need more minds and ideas to help in marketing the Club. You could be the one who helps make a difference. So please consider joining our committee. We meet on the Thursday before the business meeting at 10:30 AM in the suite back in the Library. Our next meeting is October 7th and we would like some help for the upcoming holiday season.

Thank you!

*John Conor*

## HO Scale News - Paul Falk

In September, the DCC power upgrade has been completed and tested. High power needs demonstrated that a fan was needed to stop thermal shutdowns. A temporary muffin fan has been installed to test and, as of now, the thermal shutdowns have stopped. A permanent fan installation is being planned. Please report any DCC power issues you may experience. Also, remove DC locos from loops running DCC.

The programming track has seen its wiring modified to improve functionality. Initial testing is promising. More to come on that later. New instructions will be published as they are developed. For Cab number changes and resets, please use the BLI Address Changer in the wood box under the HO tower.

Recently members have reported needing to restart the lap top to use the **CMRC-HO** WiFi. Remember the other WiFi connection, **Dtx10-CMRC\_HO1\_08B4-7**, does not need the lap top and should always be available. Consider using it if you have problems with CMRC-HO.

More lighting has been added to Pier 2. The Army base now has light towers energized and like very good, especially when the light room lights are off. Thanks, Tom.

DC is still the default condition when powering down at the end of the shift. All loop switches should be in the up (DC) position and the DC power packs should be off before the main power is turned off. Remember to park the trains near the tower.

Florida law states that any passenger is required to assist the conductor in ejecting an unwanted passenger.