



Ties and Rails

Official newsletter of the Crossville Model Railroad Club
and Div. 16, Southeast Region, NMRA

August 2021

(931)210-5050

www.crossvilletrains.org

The Prez. Sez:

Top of the list is to signup for the Club picnic. The invitational extends to spouses and any other children or grandchildren visiting. Ann and Jim have a beautiful outdoor G scale layout. Inside they have been busy with their new layout in the basement which is also worth the trip to the picnic just to see.

It is time for members, both new and old, to step up and help lead the Club into the future. The Board of Directors is comprised of seven positions, all of which may or will be needing bodies to fill them. The CMRC is YOUR Club and all members deserve an opportunity to help make it better.

It appears that we could have a totally new Board with current Board members possibly changing duties. However, we need a new President, Vice President, Treasurer, Secretary, Scheduler and possibly all three Director positions. That means that all members should consider stepping up and help run the Club. New blood with new ideas dedicating to working with the members as we go through these significant attempts to find replacements for some very important positions.

OPS Session Cancelled

Because of the many Club meetings and activities, it was decided to

CANCEL

the Ops session originally scheduled for Monday, August 2nd. See you next month!

Membership

John Conor

Hi guys, looks like we'll have at least one new member for this month. Possibly more!

Expect introductions at the picnic. Hope to see you all there.

Keep up the good work and thanks for your effort.

If you have something you wish to put in the newsletter, contact Tom Shallcross at chipmonk4@comcast.net

Donation

In February, we got a donation of a G scale set. It was plastic, pink and white and cute for a little girl. I figured, who would buy this especially after Christmas, so I set it aside. You probably saw it sitting on the floor by the G scale wall.

So on Tuesday (7/6/21), when Jim and I were running trains (I thought it would be a slow day because this was our first Tuesday being open), I said to Jim that today we are going to take out that engine and see if it works. A little bit later, he got it out and was bringing it to me (I was standing near the counter), and he said, "you know that this is battery", so I said we should take it home and try it out there.

A lady and her 2 small children (girl probably 6 and a boy 4) said, "look at the cute engine. Would you like to have something like that?". Well, Jim had already turned around to put it back in the box. When he got back to the counter area where I was, I said, "why don't we just give it to this little girl?" which we did. Jim did ask the lady if it was OK before we gave it to girl. You should have seen the smile on her face.

After looking around the suite for a while, they left with the little girl carrying this large but light box. Her little brother decided that he should help and the two of them carried it to the car with big smiles on their faces. Another Happy Family!

Ann Grogitsky



Did You Know

That through the hobby and at swap meets over the years, collectors of Marx trains meet to exchange info and models.

Their founder, Louis Marx, was born in Brooklyn, New York in 1896. He graduated from high school at the age of 15 and began working for the Ferdinand Strauss Company, an early seller of lithographed toys.

By 1915 he was managing Strauss's manufacturing facility in East Rutherford, New Jersey. He joined the U.S. Army in WWI, and rose to the rank of Sergeant. Interestingly, later Louis Marx would produce many toys with military themes and lettered for the Army. With his brother, David, he incorporated Louis Marx and Company in 1919. By 1922, he had become a millionaire.

By the postwar WWI era, Marx had become the largest toy company in the world. He employed thousands of workers in at least twelve factories in the U.S., Europe, and Japan. Most of his clockwork and electric trains were made in Girard, Pennsylvania. During the 1950's, the Sears Roebuck wish books depicted Marx and Lionel train outfits on the same page—with Marx priced at a fraction of Lionel's.

Marx's die-cast 2-4-2s are virtually indestructible. A collector, who has a few pieces, has a 60-year old locomotive that only needed a few minutes of cleaning and lubrication before hitting the rails. Marx's tooling for the 3/16" Pacific lasted well into the present century under the K-Line Company.

Courtesy of the December 2020 issue of The Switcher

Club Picnic

It's not too late to sign up for our annual Club picnic, which is August 9 at the Grogitsky's, 5841 Taylors Chapel Road, beginning at 5 PM and we will begin eating at 5:30.

You need to sign up for a dish to pass (be sure to put down what dish you are bringing) and your drinks and chairs.





The Club provides hamburgers, hot dogs, buns, plates and silverware.

If you have signed up, please indicate what dish you are going to bring.


1call Ann if you have any questions at 337-4831 or 788-2613.

SAVE THE DATE
NOVEMBER 13, 2021
10:00 am to 4:00 pm



-  **Children's Activities**
-  **Craft Vendors**
-  **Model Railroad Club Displays**
-  **SAM Shortline Shuttle Train Rides**

CORDELE MAIN STREET
105 E 9th Ave
Cordele, GA 31015
229-276-2902



Train Collectors Association - Music City Chapter

Nashville Summer Train Show

At Volunteer State Community College Gym

August 14, 2021 9:00 AM to 2:00 PM

Table set up times are 7:00am to 8:45am

Business Meeting starts 8:45am ends 9:00am

Admission: Adult with current TCA membership card - FREE!
Non-members: \$5 per person
Children 15 and under with accompanying Adult are FREE!

Volunteer State Community College - 1480 Nashville Pike, Gallatin, TN 37066

Directions from Nashville:

Interstate 40 - from Nashville: Travel east (toward Knoxville) and take the Gallatin exit onto Highway 109. Keep straight for approximately 15 miles to the Gallatin By-Pass (there is a "To Hendersonville" directional sign). Turn left onto the By-Pass and continue straight. Take the Hendersonville exit. At the bottom of the

exit ramp, turn right onto Gallatin Road. Volunteer State's main entrance is on the right at the sixth (6th) traffic signal.

If traveling Interstate 65 - from Nashville: Travel north (toward Louisville). Take exit 95 onto Vietnam Veterans Blvd to exit 14 (GreenLea Blvd). Make a right off the exit and go a half mile to Nashville Pike. Take a left onto Nashville Pike. The college will be on the left.

Meet Rules: Per CDC rules and guidelines in effect on day of show, use of face masks may be mandatory before entering the trading hall in addition to proper social distancing guidelines.

Door prizes awarded during the show by drawing. Must be present to win!

Only paid table registrations will be accepted!

All vendors must be a current member of the Train Collectors Association.

Mail payment to: Vic Petrone, 7600 Indian Springs Dr., Nashville TN 37221

Make check payable to: **Music City Chapter TCA**

Name _____ TCA # _____ 8ft--Rectangle tables \$25 each _____

Address _____

City _____ State _____ Zip _____

Phone # _____ Email _____ TOTAL \$ _____

For information call: 615-646-2232 or email at: petrone.v@comcast.net August 14, 2021

My Train Story - Part 3

Our new home in Tennessee was a manufactured home with only a crawl space under it. I was back to only having temporary space on the floor of one of the bedrooms if I wanted to run my trains. That just was not going to do. I needed a permanent structure so I built my own.




Once the outside was completed, I needed to bring electricity to it so I hand dug a 150 ft. trench from the house to the prefab work shed and then onto the train shed. I also knew that I would need some type of climate control system so I bought a small heat pump and installed it once the electrical connection was established. Then it was time to finish the interior and lay out my track plan.

The perimeter base were cabinets purchased from Lowes topped by tables framed with 1 x 4's, topped with 3/8" plywood, and covered by 1/2" rigid foam insulation. The mountains were all built with the same insulation, layered and held together with glue and screws. The whole layout was then covered with

Ties and Rails

plaster cloth, lots and lots of plaster cloth (thank you Art and ARCY Hobby Shop). Then came the color and landscaping. There was a high line and a lower line on the perimeter tables that crossed over the center table by the door. The center tables held its own loop of track. I also suspended a dual track from the ceiling. With everything running, I would have five trains in motion. Quite a bit of noise.





The people we bought the house from were absolutely wonderful people. They knew we had a lot of dogs that we would be bringing with us so they asked if we wanted them to find someone to fence in the yard. We said yes, found out how much, and sent them the money for it. It was also those folks who told us about the Crossville Model Railroad Club. It took us a few tries to find out exactly where it was but we found it and met John Conor. I filled out an application and the rest, as they say, is history.

The best time to come see the layout is during the holidays between Thanksgiving and Christmas. We would love to have you visit.

Bruce Herring

Did You Know

That it might be a good idea to check your models before you put them on the Club layout?

The wheelset pictured below was found on a truck on an intermodal model after it passed over most of the Club's layout.

We wonder how it stayed on the track over the turnouts????

Submitted by Richard Morris



Visitor's Log

Tom Shallcross

As we start to return to 'normal', our visitors are starting to return to the suite and to enjoy our displays.

During the month of June, we were open Thursday, Friday, Saturday and Sunday and during that time we had 1,224 visitors at the Club.

Out of that number, 148 signed our guest register. We had two families from Israel.

We also had visitors from AZ, CO, FL, GA, IA, IL, IN, KS, KY, MD, MI, MN, MO, MS, MT, NC, NH, OH, OR, PA, SC, TN, TX, VA, AND WA.

Keep up the good work and encourage our visitors to sign the guest register.

Did You Know

That to think is easy; to act is difficult. To act as one thinks is the most difficult of all.

Elections

I have been asked to put something in the newsletter regarding the need for members to run for the open positions in this fall's elections. I think I will quote directly from Bruce's email as he did such an excellent job of covering the subject.

"A club cannot exist without people willing to take on leadership roles. I have only been a member for less than three years and I have thrown my hat into the ring for one of the open positions.

If we don't have people willing to do the same, then we will likely die by self-inflicted ambivalence regardless of what the mall does or doesn't do.

I have been down that road before with other organizations that ceased to exist because no one wanted to do the work required to keep it going. It takes more than just running trains!"

Thank you, Bruce, for your words of wisdom. Ed.

HO Scale News - Paul Falk

In June the install to include the DCS240 command station in the tower was successful. However, in early July, the HO DCC system suffered a major collapse. The symptoms were very confusing and not always repeatable. So to have a stable system, the DCS240 was removed and the old DCS 200 was re-configured to a command station and returned to service. That change essentially was a step back in time to May, providing a reasonably stable system. Random occasional faults were still seen. Days of troubleshooting finally yielded the cause of the problem. A PM42 power manager had a faintly flickering red options LED. That indication is not identified in the documentation as a problem and an online search only provided a few other instances of others

observing the flickering. As we had a spare PM42, it was pressed into service on July 23rd and the problems were gone. The DCS240 was reinstalled and tested for three days. On July 26th the DCS200 was reattached as a booster and tested successfully for 4 hours. The good news is the temporary 4 loco restriction has been lifted. Please note the programming track is still not yet enabled. Please report any DCC power issues you may experience.

A reminder from a member, if you have consisted or MU'd locos on another layout, it is best to remove the consist before using those locos at the Club.

As stated last month, the DCC upgrades did not impact how the layout is operated. DC is still the default condition when powering down at the end of a shift. All loop switched should be in the up (DC) position and the DC power packs should be off before the main power is turned off. Remember to park trains near the tower and remove DC locos from loops running DCC.

Work continues in the upgrading many of the turnouts where the frogs were not powered. Normally this is not a problem when running DC other than you may notice a slight hesitation as the loco travels over the turnout.

It becomes more of a problem when running DCC with some locos in that the interruption of the signal to the decoder in some locos causes the loco to stop while the decoder reactivates itself. If the loco is traveling very slow, it may just shut down and require a slight push to get it going.

With the powering of the frog, this hesitation should virtually disappear. This is especially important during OPS session.



ALL ABOARD!
THE
PIEDMONT DIVISION



MODEL TRAIN SHOW
2021

**AT OUR
NEW
LOCATION!**

RESCHEDULED!!
The Clarence Brown Conference Center

5450 GA Hwy 20 – Cartersville, Georgia
Easy access from Hwy 41 and 75. Hotel available next door.

October 2nd & 3rd, 2021
Saturday: 10-5, Sunday: 10-4

Six Operating Layouts to Enjoy
150 Tables of Model Trains Dealers
“White Elephant” tables
Raffle Layout

Admission is just \$9 per Person
Kids 9 and Under are Free!
FREE PARKING



**Sponsored by the Piedmont Division
of the National Model Railroad Association**

www.piedmont-div.org

Please Plan on Attending the
CLUB PICNIC AUGUST 9th
Begins at 5pm

Located at: 5841 Taylors Chapel Road

Club Provides:

**Hot Dogs, Hamburgers, Buns along
With Plates and Utensils**

Please bring the following:

Drinks, Chairs and a Covered Dish

Please make reservations by signing up
on the sheet in the office hallway or by
calling **ANN** at either number

931-337-4831 or 931-788-2613

News from the NMRA

Congratulations to John Kessberger for receiving 3 Merit Awards for his hand laid track and hand constructed turnouts, crossovers and crossings.

John has only one more step to complete his certificate for Model Railroad Engineer - Civil.

For those of you that have not had the pleasure of seeing John's home layout, you don't know what you are missing.

Congratulations John and keep up the good work!

Tom Shallcross, Div. Supt.

Photos by Paul Falk





The DCC Shed @ CMRC

Paul Falk

Art Landrigan

Come on in and get comfortable as we have more good news about the HO layout. In early July, the HO DCC system suffered an issue that proved very hard to troubleshoot. On July 23rd the fault was finally identified and by Monday, the 26th, full restoration was achieved. If you want more details, check out the HO Scale News in this month's Ties and Rails.

Now, news of a new product this July from Digitrax, the DS74 Quad Switch Stationary Decoder. This unit replaces the venerable DS64 that has been recently retired. These stationary decoders are what operate the Tortoise powered turnouts on the HO & N layouts. The DS74 adds some new features. Some of the new features include Quad switch decoder for Solenoid or Slow-motion turnouts. Configurable for Capacitive discharge with bulky solenoids. Configurable for on/off control of 8 layout lights. Plug and play wire connectorization for easier wiring and servicing. Stabilized and adjustable output voltages. Option setup switches for configuration. On-layout programmability via LocoNet. Some of these programming options may require a new series 6 throttle too. These features come with a new higher price as well. So some good prices may be found on the older DS64s.

Like other industries, model railroading has parts shortages too. From Digitrax on July 20th:

Price Increase Due to Cost Increases

Digitrax is experiencing rising prices for all compo-

nents we use to build our products and our freight costs have increased, too. Labor costs are rising now and are expected to rise more in the coming years. Effective July 20, 2021 prices on all Digitrax products are increasing. Most items only went up a small amount but some went up significantly.

As you may have heard, there is a worldwide chip shortage which is affecting deliveries of components. Even though we have all the components we need for the next year on order now, we are finding that some suppliers are late shipping or unable to ship at all. For this reason some items may be temporarily unavailable due to supply chain disruptions that are beyond our control. We are working every day to keep up with this and prevent shortages.

Thank you for your understanding and your continued support. - The Digitrax Team

Remember, one-on-one DCC training is always available, so let us know. We are here to help. If you experience any unexplained issues with the current DCC installations, HO or N, please document what you have encountered in an E-mail, or a note to Paul and Art. We welcome your interest and comments. Feel free to contact either Paul Falk (pfalk1@gmail.com) or Art Landrigan (arcy22tn@gmail.com) with questions, comments or ideas.

Did You Know

To get around an 1890's law forbidding operation of Sunday trains unless they carried livestock, one resourceful railroad carried a single mule aboard a stock car.

Ties and Rails



Well, the Grogitsky's On30 layout is almost finished.

To see the finished product, you need to come to the Club picnic and see all the details on the layout.



Congratulations

Congratulations to "O" Scale for providing the ultimate in scenery on the Thomas table.

During a recent visit to our display by a family on Thursday, July 29th, one of the younger members of the family noticed a little furry "animal" crawling around the layout.

The next time it was seen, the House Centipede was waiting to board the Thomas Train near the Plexiglas in front.

We tried to convince the family that the little creature might like a new home with them, but no go.

The Thursday Crew

Visitor's Log

Tom Shallcross

As we continue to return to 'normal', our visitors are starting to return to the suite in record numbers.

During the month of July, we returned to our regular six day a week schedule and during that time we had 2,144 visitors at the Club.

Out of that number, 357 signed our guest register. We had one family from Germany.

We also had visitors from AL, AZ, CA, FL, GA, IL, IN, KY, MI, MO, MS, NC, NE, NH, NJ, NV, OH, OK, PA, SC, TN, TX, VA, WA, WI, and WV.

Keep up the good work and encourage our visitors to sign the guest register.

