



Ties and Rails

Official newsletter of the Crossville Model Railroad Club
and Div. 16, Southeast Region, NMRA

October 2019

(931)210-5050

www.crossvilletrains.org

The Prez. Sez:

Again, thank you to all our members who manned our fair display and assisted with transportation and setting up along with teardown.

If you are willing to allow members to visit your layout and you live south of town, please contact Ann Grogitsky ASAP. For the Fairfield Glade community, please contact Sam Goldkopf. If you need further information, contact the same tour coordinators.

The Christmas committee has reserved the event room at the Mall and arranged for Forte's to, again, provide the meal. More details will follow.

I have submitted a grant request to VEC to assist in covering the cost of our new suite lighting system. Since the project involved electricity, I felt it is a relatable project for them to consider. I will also be submitting a grant request to both the City of Crossville and to Cumberland County. The plan is to earmark those funds strictly for marketing and promotion. With our twentieth anniversary approaching in 2021, those funds could cover our highway signs, and proposed large sign on the back of the building along with other publicity and promotional efforts. Receiving those grants would also allow the scales more money in their budgets.

We are blessed with outstanding Scale Coordinators. Each one has done a tremendous job in organizing projects and maintaining the layouts. That takes a great deal of extra effort and they all need recognition for their ongoing efforts.

Remember, we have elections in October, so please make an extra effort to attend the October meeting.

If you have something you wish to put in the newsletter, contact Tom Shallcross at chipmonk4@comcast.net



The DCC Shed @ CMRC

Paul Falk

Art Landrigan

Your Shed had a visitor this month. Mr. Mark McAllister, Product Support Manager at Scale Trains in Benton, Tennessee came and gave us an introduction to the ESU 53452 LokProgrammer. Scale Trains uses LokSound decoders in their DCC equipped locos. LokSound decoders are very competent and are offering features not found on some other manufacturer's offerings. The ESU programmer is the only way to program some of those advanced features. ESU offers a companion free software, LokProgrammer PC-Software to both assist in the programming and backup the decoder on your computer.

Check out www.esu.eu/en/products/lokprogrammer/ and www.scaletrains.com

Remember, one-on-one DCC training is always available, so let us know. We are here to help. If you experience any unexplained issues with the current DCC installations, HO or N, please document what you have encountered in an E-mail, or a note, to Paul Falk (pfalk1@gmail.com) or Art Landrigan (arcy22tn@gmail.com) with questions, comments or ideas.

Shynee Rayals Sez:

The 'Springs, Bolts & Washers' Principle When repairing or maintaining a locomotive, springs, bolts and washers, when dropped, will roll or bounce to the least accessible spot.

ATTENTION MEMBERS

The Crossville Outlet Center Has Been SOLD

The Board of Directors. During a special meeting to discuss submitting our lease proposal, was informed by Chip Reed, the Center Manager, that the Center had been sold.

The new owners are Mike and Teri Omoumi of Cookeville Tennessee. They will assume ownership on October 1st.

At the direction of the Board, I will be submitting, not only a welcome E-mail, but also our lease proposal

According to Chip, this will be a seamless transition as he and his staff remain in the positions they currently hold.

Membership

John Conor

As of the time of this submission, there are no new membership applications pending. I did pass out an application the last day I worked at the suite and have heard others have given applications out this month also.

So we have to wait and see what materializes for our next business meeting.

Please don't stop interacting with our visitors as you never can tell who might want to be our next new member!

It's always you, who do make the difference for how our Club grows! Keep up the good work.

Word Power

In case you missed this in your clinic on Track Laying.

Switch and Turnout

No railroad dictionary has ever been able to satisfactorily define the difference between "SWITCH" and "TURNOUT".

However a model railroad convention was held in the United States and attended by some of the best modelers in the world.

At this convention, Shynee Rayals, a Master Model Railroader, was a track laying clinic presenter and was asked to make that very distinction.

The question put to him by a colleague in the audience was this: "Some say there is no difference between 'Switch' and 'Turnout'. Please explain the difference in a way that is easy to understand."

Mr. Rayals' response was this: "When you first get into model railroading, get your first toy train and assemble your trackage, you install a 'switch' so you can have a siding. When you get more advanced in your model railroading and build a layout, you install several 'turnouts' as you develop sidings, yards, etc. Then during an operating session when you 'switch' the 'turnout' the wrong way, you have a 'cornfield meet'!

His answer received a five minute standing ovation.

Shynee Rayals Sez:

The Probability Law The probability of being observed is directly proportional to the stupidity of what you are doing.

O Scale News - Kenneth Bailey

Progress on the layout is moving forward.

Bruce and Larry were able to replace the can lights with the blue LED lights over the Farm and Mine area.

Larry has completed the bridge crossing the stream.

Vince is working on the cliff leading into the tunnel just West of the city.

John K. was able to make the Police Station switch work much easier for the little kids to operate. He also found the problem with the LEDs in the mountain to be the power supply and a dead segment to the LED strip. Some of the lights were working, but not all.

Bruce has moved the quad outlet from the aisle way to inside the mountain for the LED lighting and any servicing needs that may arise. He also completed the install of the 2 quad outlets and switches that will be replacing the electrical strips for the transformers, and installed a timer in line to control all the electrical on the layout located near the aisle bridge.

We all worked on cutting the left edge of the city back about 3" to give more clearance for the trains to pass going into and coming out of the tunnel.

I will be looking to see if there's room for the street to progress around the left side of the city and back toward the right.

We've pretty much determined that the open area to the right of the lake, will NOT be a Pop-Out and will be filled in with 1/2" plywood.

HO Scale News - Paul Falk

Work continues on the new HoSu yard with the installation of 'Yard Limit' signs and appropriate signals. We have also installed crossing signals on the two main lines where the road crosses near the center of the yard.

We just finished the installation of blue LED's near the three way turnouts at a point where the three diverging routes leave the turnout. The purpose of these LED's is to indicate the distance that rolling stock must be kept away from the turnout frog so the cars will not interfere with other pieces of rolling stock passing on adjacent tracks.

As some of you have already noticed, we are camaflogging te turnout pushbuttons so they won't be so noticeable to our visitirs. Some of them have 'wondered' what they are for, pushed them and, as a result, have interfered with the safe operation of the trains. Some of you (including your editor) have had trouble locating the 'new' buttons but they are there.

We have acquired a new computer with Windows 10 installed. I am in the process of converting the existing programs and data to the new device.

Within the next month, you may notice some signals starting to appear on the L & N line near the Army base. We are experimenting with this program to see if it is a feature we want to install on the layout for the benefit of our visitors. This program, when fully installed, will simulate the real operation of signals on the 1:1 scale railroads.

Shynee Rayals Sez:

Mother's Law Your mother said there would be days like this but she never mentioned Foremen and Dispatchers.

Historic Talk

Our Club has received an invitation to attend a free history talk on the former Smoky Mountain Railroad, the "Slow & Easy" (Knoxville to Sevierville). To be hosted by Knox Heritage. It will be held at 6:00 PM on Tuesday, October 15, 2019 at EITHER:

Historic Westwood Mansion (up to 40 RSVPs):

Or,

Laurel Church of Christ (over 40 RSVPs)


Please RSVP (required) to Hollie Cook at hcook@knoxheritage.org and see the link below for details. Y'all come!!!

KNOXHERITAGE.ORG

Preservation Network: Lecture— Remembering the 'Slow & Easy': The Smoky Mountain RR—Knox Heritage—Preserve. Restore. Transform.

For a half-century, a 28-mile shortline railroad linked Knoxville and Sevierville. This was the Smoky Mountain Railroad.

Good job, Jim!



Lake Tansi Layout Tour

The home layout tour of Crossville and Lake Tansi will be Tuesday, October 1st.

We will meet at the First United Methodist Church parking lot at 9:30 AM which is just off Main Street in downtown Crossville (100 Braun Street). We will be visiting Scrimsher, Carmack, Dean and Grogitsky.

If you are planning on going on this tour, please let Ann know (788-2613 or im4trains@frontiernet.net). We will be car pooling and we don't want to leave anyone behind.

2020 National Garden Railway Convention

Here's the promo video for:

2020 National Garden Railway Convention

May 31 - June 6

Nashville, TN

<https://www.youtube.com/watch?v=2H0om-NPUKQ&feature=youtu.be>

The last two minutes are the layouts on the tour.

DID YOU KNOW . . .

The NMRA has over 15 hours of professional videos produced by Model Railroader Video Plus, TrainMasters TV and Model Railroad Academy in our NMRA Video Library. These are the same videos people pay a subscription fee to see...but for us they're FREE! Just log into www.nmra.org as a member, click on "Membership/Member Home" and click on the blue box beneath the photo that says "Video Library."


N Scale News - Jan Novack

Progress is being made on the "Crossville Industrial Park" as I call it. Roads and parking lots are being worked on. Some sidewalks will be added next, then some 'outside' lighting to the area. Grass, trees and shrubs will finish the project.

We will next concentrate on lighting the town area near the wall where the freight line goes around and through. Other areas that could use some lighting will be looked at.

I hope the Club members have been enjoying the passenger trains we run on occasion, a nice break from the freight trains we normally run.

(Editor's note: Thanks to Jan's weekly cleaning of the track and other miscellaneous repairs, we have had very few problems with the running of the trains, much to everyone's pleasure.)



Marketing Committee

Art Landrigan

The Marketing Committee met on Sep. 5, 2019 with 7 members in attendance.

2021 Calendar update: A series of target dates for the preparation of the 20th Anniversary 2021 was developed. Club member picture take—Apr/May 2000, Final calendar draft—July 2000, Draft to printer—Aug 2000, Final draft on hand for approval—Sept. 2000, Calendars on hand for sale—Oct. 2000. Calendar selling price—yet to be determined.

Discussion planning for our Anniversary Booklet covered various areas for consideration. Booklet will likely be an 'On-Line' version with a minimum of 2 printed copies (Library & Historian). John suggested a list of Club Officers from 2001 to present to be included. More discussion to follow next month.

CMRC Club vest update: It was decided to leave the purchase of a Club vest up to individuals, since we already have an approved standard for Club shirts. Discussion followed, concerning the possible increase of initial dues/application fee to cover the cost of a Club shirt to be presented to the new member following approval. Following some discussion, this idea was dropped.

Historical Booklet for our 2021 Anniversary Update: Bill B. needs stories on our CMRC Club history and will be contacting members for assistance. He may put an article in the upcoming issue of our newsletter. Pictures and stories of interest over the past 20 years is the main focus for the input to Bill. If you have writing, administrative skills or other helpful skills and would like to assist Bill, please contact him directly.

Large signage update: With the Board's approval, Art will be contacting several Signage firms in the area to obtain quotes for the design and installation of a vinyl stretch sign to replace the 'Dress Barn' sign at our Northeast corner of the Mall. The Board approved an amount to be used from the Marketing budget for this purpose.

Interior Sign: Paul has been busy with the lighting installations, as everyone can see, and has not had a chance to update the interior Loco at this time. Many thanks to Paul, with some assistance from Bob Houser, for the continuing installation of our new lighting capabilities within the Suite. Watch for more to come along with directions for use by Club members while working their respective shifts.

Bill reported that our Facebook page continues to be updated, and has received numerous great comments. We also reviewed the most recent article published in the Chronicle—Well done, Bill.

Tri-folds Update: With all the work on Bill's plate, the initial rework of the updated Tri-folds has not yet gotten underway, but sufficient additional copies of our current version have been procured and are available.

(continued on page 8)





Important Dates in Railroad History From NMRA and Southern

Railway Historical Society calendars.

10/1/1899—Southern RR acquires control of the Cincinnati, New Orleans & Texas Pacific Railway

10/1/1967—Graham Claytor becomes President

10/1/1980—Harold Hall becomes Southern RR's last President; L. Stanley Crane retires.

10/3/1833—The SCC&RRCo. Was completed from Charleston to Hamburg, SC, across the river from Augusta. At the time it was completed, it was 135 miles in length, the "longest continuous railroad in the world," to quote the *Legal History*.

10/6/1866—Reno Gang robs first train, Jackson County, Indiana.

10/6/1960—The purchase of the Interstate Railroad by the Southern RR was approved.


10/9/1863—U.S. Congress sets transcontinental railroad gauge at 4' 8-1/2"

10/16/1964—Norfolk & Western Railway merged with the Nickel Plate Road and leased Wabash Railroad.

10/21/1937—Ernest E. Norris becomes President of the Southern RR, replacing Fairfax Harrison.

10/21/1939—Southern Railway inaugurates the motor train, *Cracker*, trains 27 and 28, between Atlanta-Macon-Brunswick, including an extra Brunswick-Jesup round trip.

10/27/1904—First New York subway opens



Operations

Richard Morris

The October operations session took place a week early due to the planned absence of the dispatcher/organizer the week of the normal session.

The session on Sept. 30 had a good turnout, and a number of trains were operated with only a few problems. There was both an eastbound and westbound passenger train, which managed to serve the few passengers along the line. Local trains served Golden Valley, the UPS/Lyallville area and Pine Ridge Junction. A couple of mainline freights worked in there, too.

A switch list was used for some of the guidance of the Golden Valley crew (OK, Mike Durnwald). This was based on the Tennessee Central switch list in the cabinet in the museum area. We will have further discussions on the use of the switch lists as well as other possible changes in working the Golden Valley area.

There was some difficulty switching the ore cars at Pine Ridge Junction. Due to the use of dummy couplers on the cars, they are arranged in four-car sets. Even properly weighted, they sometimes derail on the turnouts and are tough to get back on the track. John and Ralph managed to get the job done.

We are still in need of the planned improved track arrangement in front of Glacier Gravel. Hopefully we can address that area this winter.

At the HO meeting in November, we will also discuss the time for the next session, morning or early or late afternoon.

(Marketing continued from page 6)

John C. suggested that we might try something unique to set us apart for our 20th Anniversary. Discussion ensued with topics surrounding possible trying to set a 'Guinness Book World Record' for some model railroad feat. Several topics were discussed and will be discussed at our future meetings following additional research by John. (Just an example is the current record for the longest continual locomotive running is 1207 1/2 hours for a single locomotive, held by a club in NC.)

The meeting adjourned at approximately 5:25 PM.

The next Marketing Committee meeting is scheduled for Thursday, Oct 10, 2019 at 4 PM. The meetings are open to the Club membership, so feel free to attend and assist where you can.

G Scale News - Ann Grogitsky

PLEASE check BOTH engines on the mountain line, making sure they are at the stopping point BEFORE turning off the power.

If one engine is not at that point, they could collide when the power is turned back on.

Room 'Blue' Lights


Update on Suite Lighting:

As we close in on October, the lighting project is progressing nicely. There are a few lamps yet to be installed from the original plan. After those are installed, we will be looking to fill in with other lamps in areas still needing more intensity.

The remote at the front counter can currently only be used to turn lamps on and off. In the near future, additional functions will be available to select any of one of four "scenes". Examples would be Daytime, Sunset, Moonlight. Automatic scene changes are possible as well with the use of a tablet or smart phone. More on that as the system continues to evolve. A second remote is planned near the back door to allow you to turn off lights at either exit.

The current arrangement has the three switches on the front wall (on the column between the windows) taped in the on position. This allows for the remote to be used to control the new lights. Be aware that the lights on the American flag and card rack between HO and N will be on when the others are off. These two will suffice as night lights.

The use of some or all of the florescent lights are optional for now. As the new system is finalized, it is planned that they will not be used during normal hours.



"Harold, when you said we were getting *track* lighting I thought it would be for the living room."

The following information concerns the usage of the Club Website

MEMBERS ONLY PAGE

The Members only page has been updated. You can find the link to the “Members Only Page” on the main menu for the website under the Membership link. **This page is password protected.** To obtain the password, contact Bill Bly, Art Landrigan, Paul Falk or Tom Shallcross by phone only.

There is an updated interactive Club roster where thumbnail photos have been added to help members get to know one another, especially new members.

CLUB Work Schedule

The work schedule is now available online thanks to Tom Shallcross. He will be updating the schedule and has several months already on line. Members can check the schedule online as needed.

Below are lists of links to files that are online. Members can visit the website and sign in to access the information.

CMRC Roster—07-25-19

CMRC Roster—06-03-19

CMRC Bylaws—Rev 11-12-18

CMRC Policies— Rev 10-08-18

CMRC Operating Rules—Rev 04-09-18

Other Functional Area Duties:

Director—Schedule Attendance

Director—Suite Front End

Director—Utility

Membership (Under Development)

Public Relations

Suite Maintenance

Webmaster (Under Development)

If you have any questions, please contact us

Bill Bly

Autumn Rails 2019

ALL ABOARD!

All Scales Model Railroad Show

www.fbe-nscale.com

Friday Oct 4, 12 to 7 pm and Saturday Oct 5, 10 am to 4 pm

WNC Agricultural Center, Expo Building

785 Boylston Hwy. (NC 280), Gate 5

Fletcher, NC 28732

**Admission \$6 Adults for both days of the show
Kids under 12 and scouts in uniform FREE
Railroading merit badge class starts at 10am Sat**

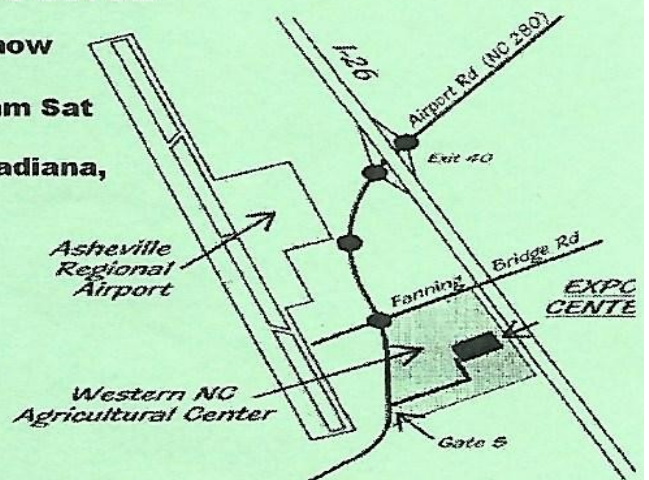
**Dozens of new and used model train, railroadiana,
hobby and toy vendors.**

Operating layouts from Z to #1 scales

FREE PARKING

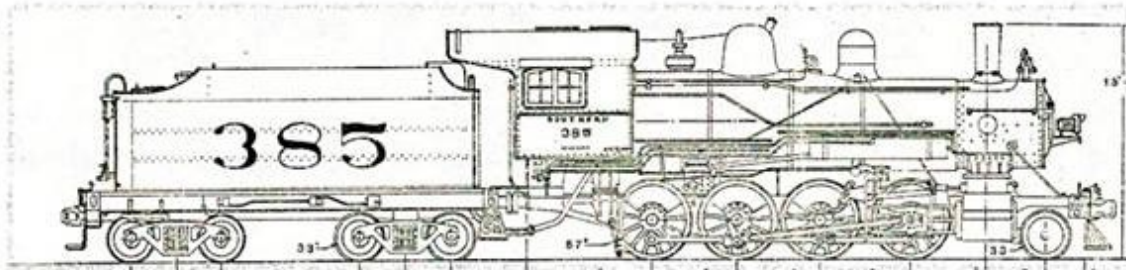
Door Prizes

**Dealer tables \$35 for both days. Contact:
Ray Baldwin, 327 Running Briar Rd
Fletcher, NC 28732
607-727-9694 or FBEAutumnRails@aol.com**



Presented by the

FRENCH BROAD e'N'pire NTRAK CLUB



KS&E
Model Railroad Group

Smoky Mountain Model Train SWAP MEET

All Gauges

Saturday, Oct. 12, 2019

10am – 4pm



\$2 Admission

\$5 Per Table Selling Fee

(Bring Your Own Table, Limit 2 Tables)

Model Trains, Accessories and Railroad Memorabilia Only



Creative Theater

125 Music Mtn. Dr. Pigeon Forge, TN 37863

For More Info Email Tim Harkleroad at

souhotrains@gmail.com

Ties and Rails Calendar

Tennessee Central Railway Museum, 220 Willow Street, Nashville, TN has numerous excursions throughout the year as listed in the calendar. Contact them at 615-241-0436 for specific information regarding any trip.

Oct. 2019	Clean-up	Club	HO/N/Z Scales
10/4,5/19	Train Show	785 Boylston Hwy. Gate 5, Fletcher, NC	Adm. \$6; 12:00 Noon to 7:00 PM (Fri.) and 10:00 AM to 4:00 PM (Sat.)
10/5/19	Train Trip	220 Willow St., Nashville, TN	Fall Beer/Wine/Art Festival Trip
10/5/19	Train Show	2425 S.Germantown Rd, Germantown,TN	9:00 AM to 2:00 PM; \$5. Adm.
10/9/19	O Meeting	Club	10:00 AM
10/10/19	Marketing Mtg.	Club	4:00 PM
10/12/19	Train Show	125 Music Mtn. Dr., Pigeon Forge, TN	10:00 AM to 4:00 PM; Adm. \$2.
10/12/19	Train Trip	220 Willow St., Nashville, TN	Fall Foliage Excursion Trip
10/12/19	Train Show	206 Jamil Rd., Columbia, SC	9:00 AM to 3:00 PM; \$5. Adm.
10/14/19	BOD Meeting	Club	4:30 PM
10/14/19	Member Mtg.	Suite 112, Crossville Outlet Center	6:00 PM
10/15/19	History Talk	(Varies—See article in newsletter)	6:00 PM; Free
10/19/19	Train Trip	220 Willow St., Nashville, TN	DelMonaco Winery Trip
10/18-20/19	Ops Session	See details on website	See www.operatingsessions.com
10/26/19	Train Trip	220 Willow St., Nashville, TN	Baxter Harvest Festival Trip
10/31/19	Halloween Act.	Club	TBA
Nov. 2019	Clean-up	Club	O/G Scales
11/4/19	HO Meeting	Suite 112, Crossville Outlet Center	4:00 PM
11/7/19	Marketing Mtg.	Club	4:00 PM
11/11/19	BOD Meeting	Club	4:30 PM
11/11/19	Member Mtg.	Suite 112, Crossville Outlet Center	6:00 PM
11/13/19	O Meeting	Club	10:00 AM
11/16/19	Train Show	3938 Poplar Level Rd., Saffin Center, KY	10:00 AM to 3:00 PM; Adm. \$6.; NMRA members FREE with card
11/23/19	Train Show	Ragsdale Old Building, Lake City, SC	9:00 AM to 3:00 PM; \$5. Adm
11/28/19	Holiday	Club	Closed—THANKSGIVING
11/30/19	Train Trip	220 Willow St., Nashville, TN	North Pole Express Trip